

Clark Shawnee Local School District

Board of Education Meeting
December 18, 2018

Tom Faulkner-Treasurer

Clark-Shawnee

Monthly Financial Report December

18, 2018

All balances are as of the end of the previous month

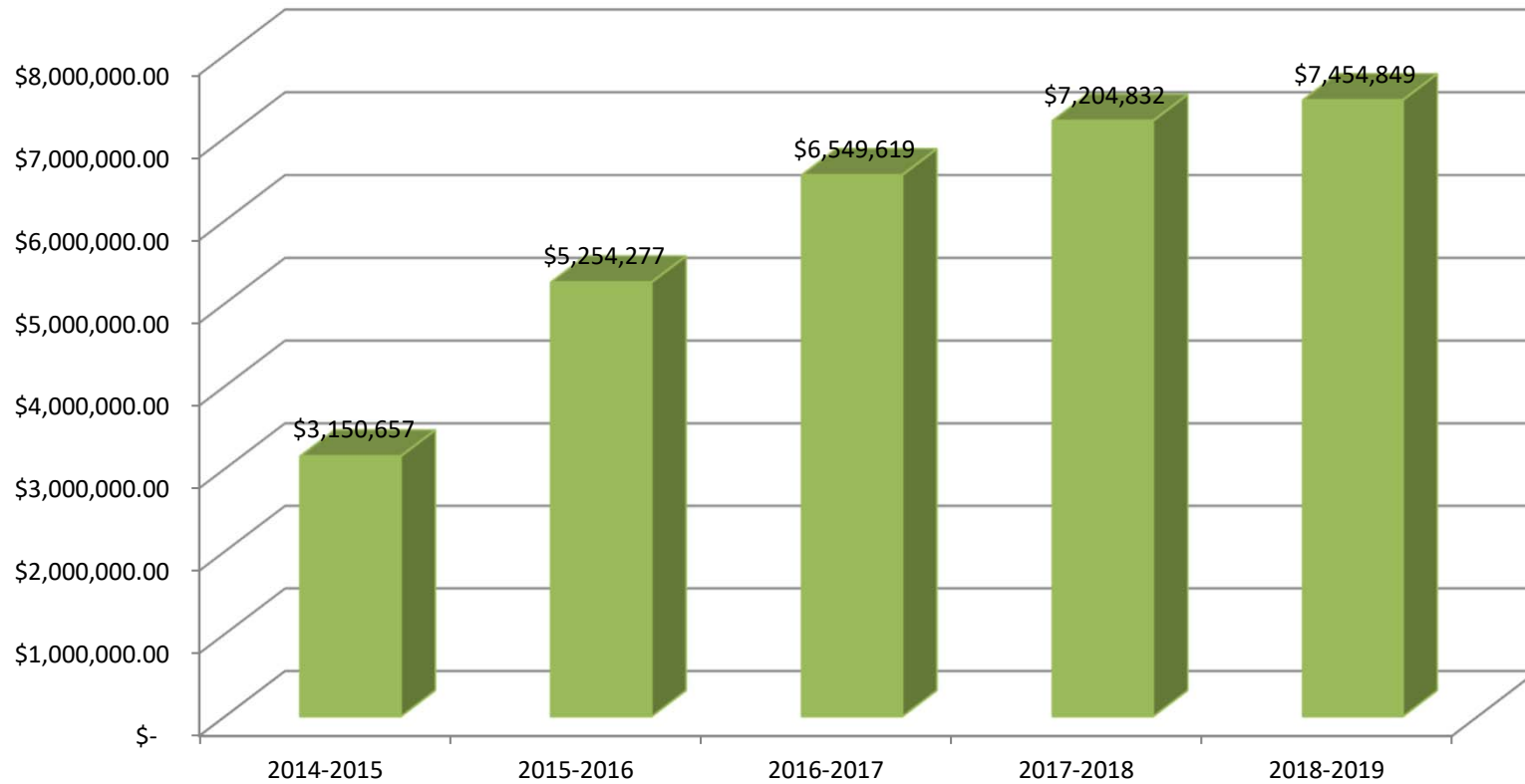
Monthly Financial Report

Total Fund Balance	\$47,373,911.51		Total Unencumbered Balance	\$40,635,268.56		Total Encumbrances	\$6,738,642.95
General Fund Balance FY19	\$8,496,070.61		Total Unencumbered Balance FY19	\$7,454,848.98		Encumbrances FY19	\$1,041,221.63
General Fund Balance FY18	\$8,277,245.83		Total Unencumbered Balance FY18	\$7,204,832.23		Encumbrances FY18	\$1,072,413.60
Notes from Treasurer							
General Fund FYTD Receipts FY19	\$9,890,368.56		General Fund FYTD Expenditures FY19	\$9,114,593.89			
General Fund FYTD Receipts FY18	\$10,013,663.95		General Fund FYTD Expenditures FY18	\$8,984,535.45			
Total Checks Written	222			\$2,525,335.93			
Total Checks Written Over \$5000.00	18			\$2,409,807.44			

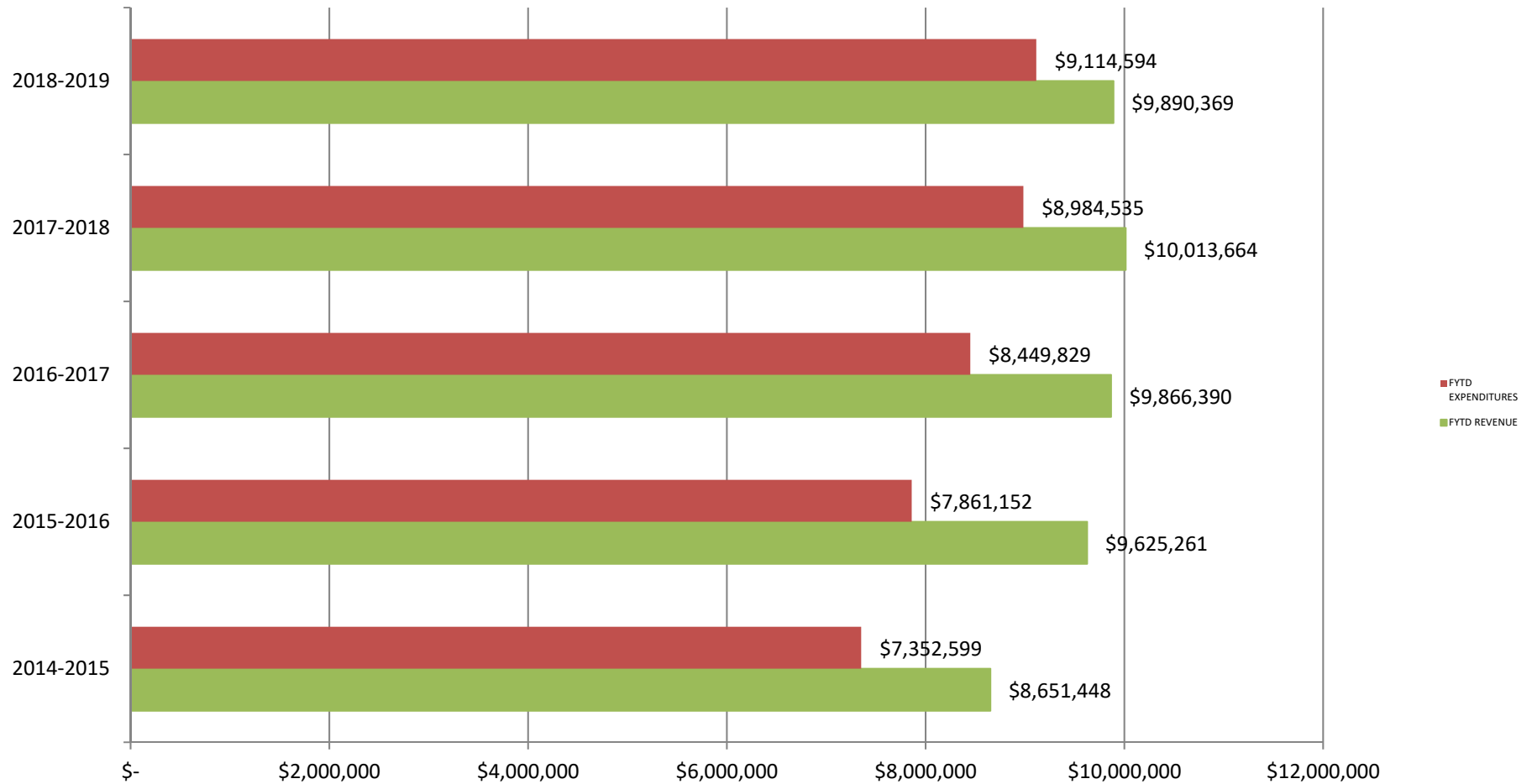
Monthly Financial Report

Institution	Balance	Total Balance All Funds	\$47,373,911.51			
Key Bank	\$1,108,596.43					
Fifth Third Securities CDS	\$40,000.00					
Fifth Third Securities Money Market	\$354,385.86					
Security National Bank	\$368,289.21					
RedTree Financial/US Bank	\$3,603,961.21					
RedTree Financial/US Bank-BONDS	\$37,380,713.53					
Star Ohio	\$4,962,102.75					
Total Balance All Institutions	\$47,818,048.99	Total Balance All Institutions	\$47,373,911.51			
Adjustments						
Outstanding Checks	-\$454,431.36					
Petty Cash	\$5,234.00					
NSF Checks	\$784.00	Variance	\$0.00			
CASH IN TRANSIT	\$591.25					
SERS Pickup 11/02/2018	\$0.04					
Speical Pay 12/03/2018	\$3,684.59					
Total Balance All Institutions	\$47,373,911.51					

Monthly Financial Report Unencumbered General Fund Cash Balance



Revenue Vs. Expenditures



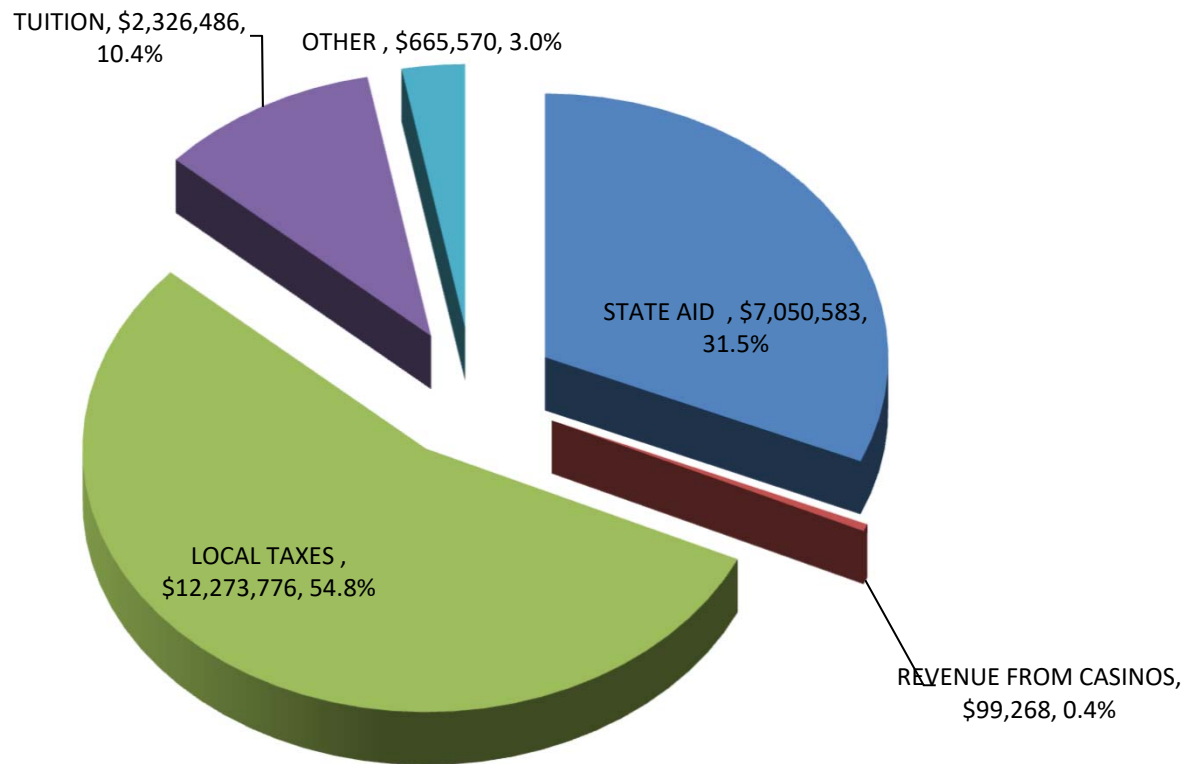
2019 Total Appropriations

FUND	DESCRIPTION	BEGINNING UNENCUMBERED BALANCE	ESTIMATED RECEIPTS	TOTAL RESOURCES	TOTAL APPROPRIATED	REMAINING RESOURCES
001	GENERAL FUND	\$7,680,939	\$22,415,683	\$30,096,622	\$22,970,742	\$7,125,880
002	BOND RETIREMENT FUND	\$523,696	\$1,818,434	\$2,342,130	\$1,520,000	\$822,130
004	LOCALLY FUNDED INITIATIVE	\$2,586,009	\$45,000	\$2,631,009	\$2,580,384	\$50,625
003	PERMANENT IMPROVEMENT	\$283,942	\$655,648	\$939,590	\$793,126	\$146,464
006	LUNCHROOM	\$26,011	\$870,990	\$897,001	\$876,254	\$20,747
007	TRUST FUNDS	\$23,390	\$3,700	\$27,090	\$19,368	\$7,722
010	STATE/LOCAL SHARE	\$31,235,605	\$14,812,579	\$46,048,184	\$45,847,037	\$201,147
018	PRINCIPAL SUPPORT FUNDS	\$77,022	\$119,955	\$196,977	\$157,955	\$39,022
019	HALLS OF FAME	\$127	\$0	\$127	\$0	\$127
020	LATCHKEY	\$44,521	\$67,178	\$111,699	\$96,171	\$15,528
022	TOURNAMENT FUND	\$0	\$15,000	\$15,000	\$15,000	\$0
031	UNDERGROUND STORAGE TANK	\$11,000	\$0	\$11,000	\$0	\$11,000
034	MAINTENANCE FUND	\$172,530	\$175,508	\$348,038	\$0	\$348,038
200	STUDENT ACTIVITIES	\$53,638	\$55,979	\$109,617	\$52,382	\$57,235
300	ATHLETICS/EXTRA CURRICULARS	\$63,176	\$260,116	\$323,292	\$284,082	\$39,209
401	AUXILLARY SERVICES	\$10,365	\$49,150	\$59,515	\$59,509	\$5
451	STATE CONNECTIVITY	\$0	\$9,000	\$9,000	\$9,000	\$0
499	OHIO PERFORMANCE ASSESMENT	\$4,398	\$10,503	\$14,901	\$14,901	\$0
506	OPAP RTT	\$0	\$0	\$0	\$0	\$0
516	IDEA	\$4,902	\$484,108	\$489,011	\$489,011	\$0
572	TITLE I-A	\$57	\$351,023	\$351,079	\$351,079	\$0
587	IDEA-EARLY CHILDHOOD	\$587	\$10,596	\$11,183	\$11,183	\$0
590	TITLE-II-A	-\$321	\$66,454	\$66,133	\$66,133	\$0
599	TITLE-VI	\$0	\$27,361	\$27,361	\$27,361	\$0
TOTAL RESOURCES		\$42,801,591	\$42,323,967	\$85,125,558	\$76,240,679	\$8,884,879

2019 Estimated General Fund Revenue

GENERAL FUND RECEIPTS	DESCRIPTION	ESTIMATED REVENUE	FYTD RECEIPTS	REMAINING	% REMAINING	% OF TOTAL REVENUE
1111	REAL ESTATE TAXES	\$10,152,989	\$4,515,958	\$5,637,031	55.52%	45.29%
1122	TPP PROPERTY TAX	\$1,189,469	\$594,493	\$594,976	50.02%	5.31%
1190	OTHER LOCAL TAXES	\$1,601	\$170	\$1,431	89.40%	0.01%
1200	TUITION	\$2,326,486	\$906,450	\$1,420,036	61.04%	10.38%
1410	INTEREST	\$90,000	\$82,503	\$7,497	8.33%	0.40%
1700	STUDENT FEES	\$54,299	\$33,508	\$20,791	38.29%	0.24%
1800	MISC REVENUE	\$53,331	\$10,043	\$43,288	81.17%	0.24%
3110	FOUNDATION PAYMENTS	\$6,806,072	\$2,885,321	\$3,920,751	57.61%	30.36%
3131	12.5% ROLL BACK	\$929,717	\$453,975	\$475,742	51.17%	4.15%
3135	STATE REV IN LIEU OF TAXES	\$9,439	\$5,394	\$4,045	42.86%	0.04%
2400	CEDA AGREEMENT	\$60,000	\$0	\$60,000	100.00%	0.27%
3190	CASINO MONEY	\$99,268	\$52,891	\$46,377	46.72%	0.44%
3211	ECONOMICALLY DISADVANTAGE	\$117,954	\$49,231	\$68,723	58.26%	0.53%
3219	CAREER TECH	\$117,118	\$38,383	\$78,735	67.23%	0.52%
4239	MEDICIAD	\$60,000	\$49,660	\$10,340	17.23%	0.27%
5220	RETURN OF ADVANCES	\$73,321	\$73,321	\$0	0.00%	0.33%
5300	REFUND PRIOR YR EXPENSE	\$274,619	\$139,068	\$135,551	49.36%	1.23%
TOTAL GENERAL FUND REVENUE		\$22,415,683	\$9,890,369	\$12,525,314	55.88%	100.00%

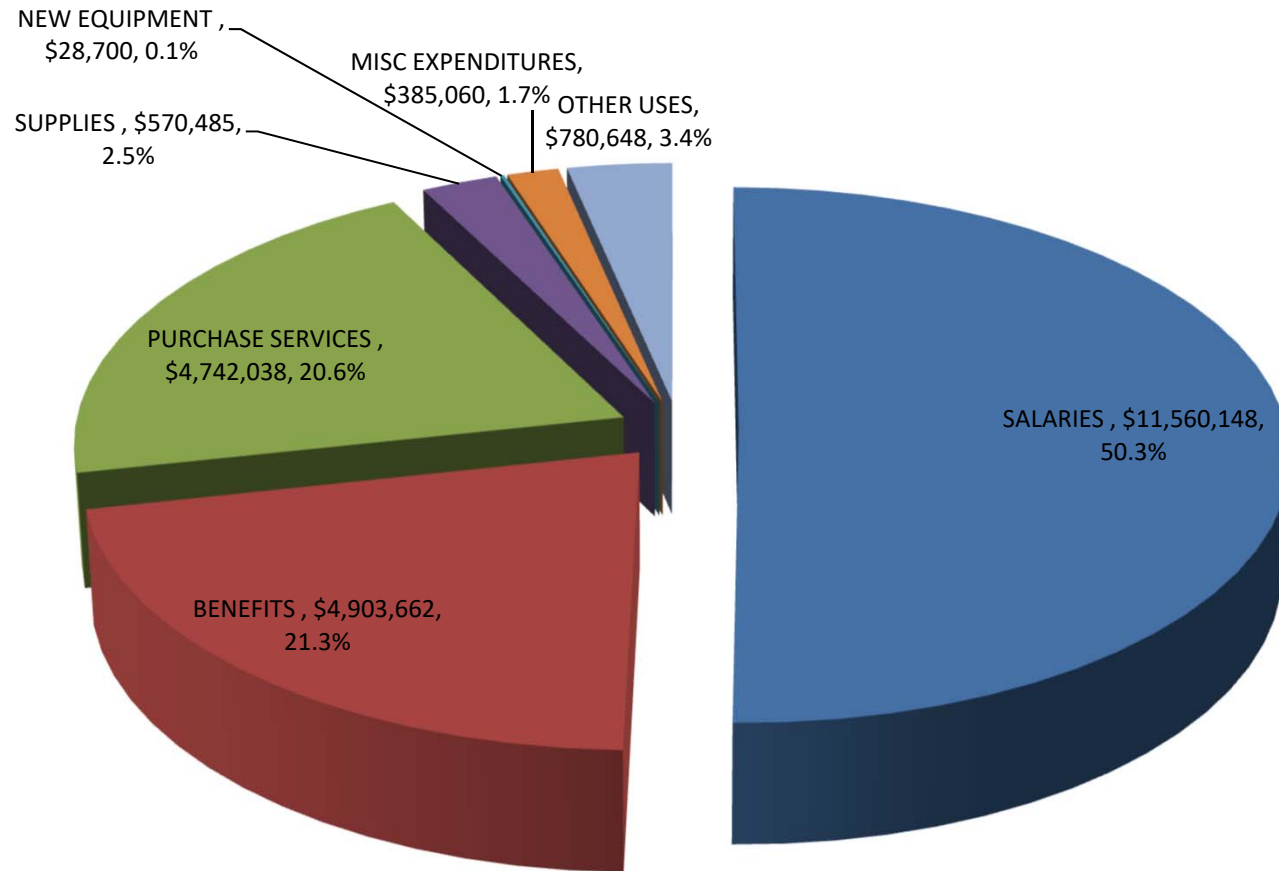
2019 Revenue



2019 General Fund Expenditures

GENERAL FUND EXPENDITURES	DESCRIPTION	FYTD APPROPRIATED	FYTD EXPENDITURES	REMAINING	% REMAINING	% OF TOTAL EXPENDITURES
100	SALARIES	\$11,560,148	\$4,790,762	\$6,769,386	58.56%	50.33%
200	BENEFITS	\$4,903,662	\$1,990,361	\$2,913,301	59.41%	21.35%
400	PURCHASE SERVICES	\$4,742,038	\$1,608,213	\$3,133,826	66.09%	20.64%
500	SUPPLIES	\$557,485	\$205,165	\$352,320	63.20%	2.43%
600	NEW EQUIPMENT	\$41,700	\$37,027	\$4,673	11.21%	0.18%
800	MISC EXPENDITURES	\$385,060	\$149,986	\$235,074	61.05%	1.68%
900	OTHER USES	\$780,648	\$333,080	\$447,568	57.33%	3.40%
TOTAL GENERAL FUND EXPENDITURES		\$22,970,742	\$9,114,594	\$13,856,148	60.32%	100.00%

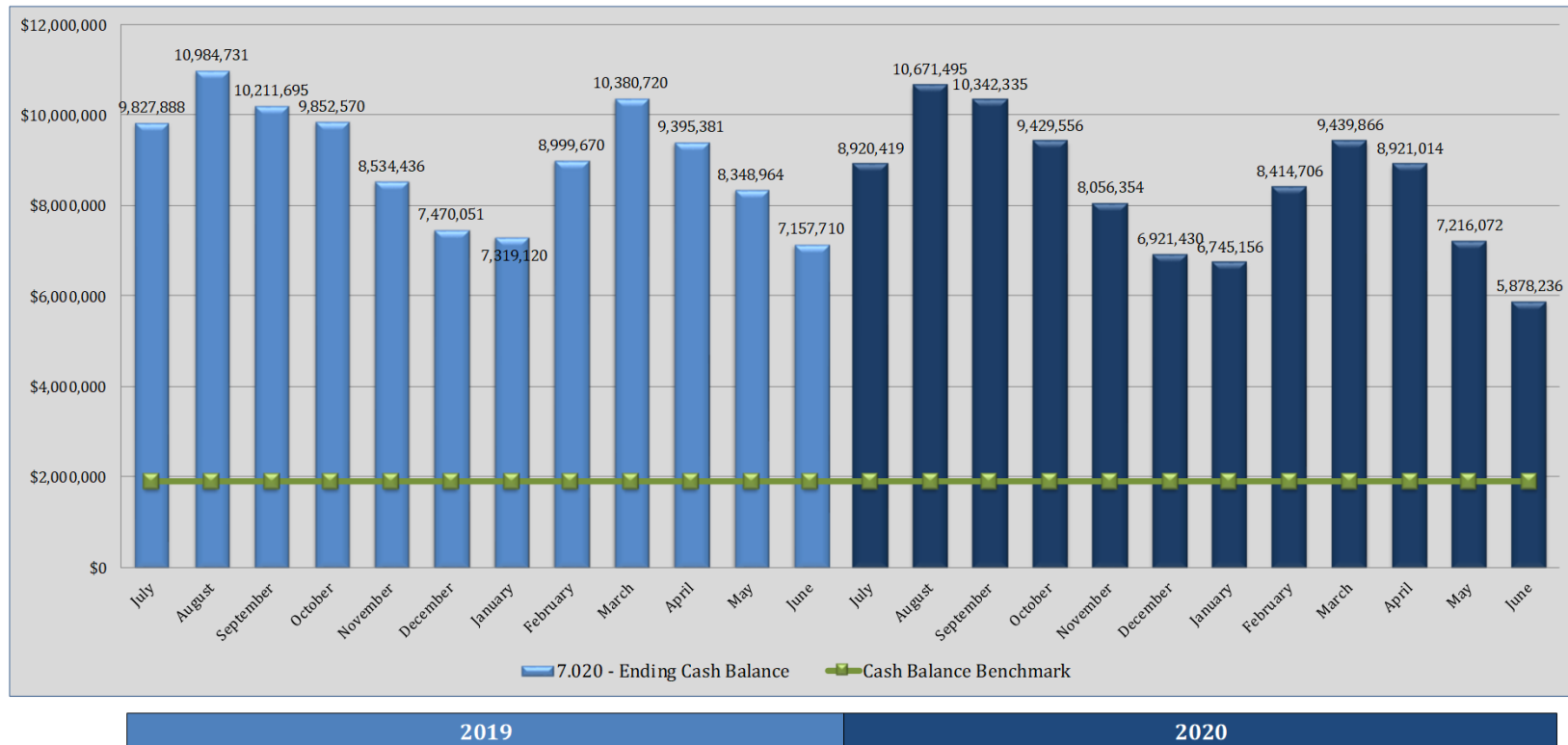
2019 Expenditures



CASH BALANCE

Projected Monthly Cash Flow

AVERAGE MONTHLY EXPENDITURES \$ 1,910,358



June 30, 2019 Cash Balance: \$7,157,710 or 110 days of cash on hand
 June 30, 2020 Cash Balance: \$5,878,236 or 88 days of cash on hand

Monthly Financial Report

Copies of this report can be obtained by emailing Tom Faulkner at

tom.faulkner@cslocal.org or (937)328-5378

A detailed financial forecast is available on our website

[http://www.clark-shawnee.k12.oh.us/.](http://www.clark-shawnee.k12.oh.us/)