



## Ohio Children's Hospital Association

Saving, protecting and enhancing children's lives

# Please Help Us Protect Our Children: An Open Letter to All Ohioans

### We need your help.

- More kids are coming into our hospitals with COVID symptoms.
- More kids are being hospitalized because of COVID and specifically the Delta variant.
- More kids are in the ICU with COVID than ever before.
- Other respiratory illnesses like RSV are at levels that we usually don't experience until peak season in winter.
- More kids are coming to our hospitals with mental and behavioral health issues.
- Our workforce, which faced staffing challenges prior to COVID, is being strained at unprecedented levels.

This is reality for us today. And it's threatening the capacity of our pediatric safety net in ways we have never experienced before.

**We are asking and urging all Ohioans to do what you can to stand with us to help protect our state's children by using the tools that we have, including:**

- ✓ If you are eligible, please get vaccinated.
- ✓ Please wear a mask, particularly during school and while attending large gatherings.
- ✓ Please adhere to proven safe practices of physical distancing and hand washing.

**Together, we can keep our children safer. They need us to each do our part. They need us now.**

Chair, OCHA Board of Directors  
President & CEO, Akron Children's Hospital

Michael Fisher  
President & CEO, Cincinnati Children's

Deborah Feldman  
President & CEO, Dayton Children's

Tim Robinson  
CEO, Nationwide Children's

Dawn Buskey  
President, ProMedica Russell J. Ebeid Children's Hospital

Patricia DePompei, RN, MSN  
President, UH/Rainbow Babies & Children's Hospital



# Northeastern Local School District

## COVID-19 Reporting

Week of September 10, 2021

Updated: 9/10/21 at 2:00 p.m.

### Students Currently Positive with COVID-19

All school-related cases confirmed by a positive COVID-19 test. These individuals are currently in quarantine and not attending school.

### Staff Currently Positive with COVID-19

All school-related cases confirmed by a positive COVID-19 test. These individuals are currently in quarantine and not attending work.

### Students Currently in Quarantine

All school-related cases currently in quarantine. These individuals have not tested positive for COVID-19.

### Staff Currently in Quarantine

All school-related cases currently in quarantine. These individuals have not tested positive for COVID-19.

Northridge Elementary	Rolling Hills Elementary	South Vienna Elementary	Northridge MS	Northeastern MS/HS	Kenton Ridge HS
13	3	10	20	20	7
1	0	0	4	0	1
38	40	50	80	168	43
0	0	0	0	0	0




District % of student quarantines = 0.1396 (13.96%)

District % of student positives = 0.0243 (2.43%)



# Northwestern Local Schools COVID-19 Dashboard

Week of 09.13.2021-09.17.2021

	ELEMENTARY SCHOOL	JUNIOR SENIOR HIGH SCHOOL	DISTRICT TOTAL
 <b>Current Confirmed Cases in Isolation</b> <i>Definition: All school-related cases confirmed by a positive test. These individuals are currently in isolation and not attending school/work.</i>	2	6	8
 <b>Current Quarantined Cases</b> <i>Definition: All school-related cases currently in quarantine. These individuals have not tested positive for COVID-19.</i>	44	16	60
 <b>Cumulative Confirmed Cases</b> <i>Definition: All school-related cases since the start of the school year. This does not include currently active confirmed cases.</i>	14	20	34

Reasons for Quarantine include: close contact with positive case (within 6 ft for 15 minutes), waiting on COVID-19 test results, or an order from the local health department or a physician. Quarantine does not include positive case isolations which are reflected in the number of confirmed positive cases of COVID-19.

# COVID-19 Data

Data reported to Oakwood Schools for week of 9/6/2021 to 9/12/2021

Lange School	Harman School	Smith Elementary	Oakwood Jr. High	Oakwood High School	BOE Office	District Totals
--------------	---------------	------------------	------------------	---------------------	------------	-----------------

0 # of confirmed positive cases of COVID-19	1 # of confirmed positive cases of COVID-19	1 # of confirmed positive cases of COVID-19	0 # of confirmed positive cases of COVID-19	0 # of confirmed positive cases of COVID-19	0 # of confirmed positive cases of COVID-19	2 # of confirmed positive cases of COVID-19
0 # of quarantines	0 # of quarantines	0 # of quarantines	0 # of quarantines	1 # of quarantines	0 # of quarantines	1 # of quarantines
						0.9%
						0.4%

## STAFF

0 # of confirmed positive cases of COVID-19	3 # of confirmed positive cases of COVID-19	3 # of confirmed positive cases of COVID-19	0 # of confirmed positive cases of COVID-19	0 # of confirmed positive cases of COVID-19	# of confirmed positive cases of COVID-19	6 # of confirmed positive cases of COVID-19
3 # of quarantines	17 # of quarantines	36 # of quarantines	2 # of quarantines	2 # of quarantines	# of quarantines	60 # of quarantines
						0.3%
						3.2%

## STUDENTS

<b>BCS COVID-19 Information Updates</b>		
<u>School Building</u>	<u>COVID- 19 Confirmed Positives/Probables</u>	<u>Quarantined at Home (waiting Health Dept. guidance)</u>
<b>Central Office</b>	<b>0</b>	<b>0</b>
<b><u>BES</u></b>	<b>1</b>	<b>14</b>
<b><u>BIS</u></b>	<b>4</b>	<b>15</b>
<b><u>BMS</u></b>	<b>4</b>	<b>22</b>
<b><u>BHS</u></b>	<b>6</b>	<b>12</b>
<b><u>* Last update occurred on: Monday 9/13/21</u></b>		

## Covid-19 Dashboard Week of August 30, 2021



Batavia High School	Positive Covid Cases	In Building Quarantines
Students	<b>11</b>	<b>59</b>
Staff	0	0



Batavia Middle School	Positive Covid Cases	In Building Quarantines
Students	<b>3</b>	<b>21</b>
Staff	0	0



Batavia Elementary School	Positive Covid Cases	In Building Quarantines
Students	<b>13</b>	<b>46</b>
Staff	<b>1</b>	0

District	Positive Covid Cases	Quarantines
Staff	0	0

# Vermilion Local Schools

## September 10, 2021

Positive cases in students: 15

Positive cases in staff: 4

Quarantined students by the Health Department due to close contact outside of our schools: 22

Quarantined students by the Health Department due to close contact in our District: 15

## September 3, 2021

Positive cases in students: 5

Positive cases in staff: 4

Quarantined students by the Health Department due to close contact outside of our schools: 9

Quarantined students by the Health Department due to close contact in our District: 8

## August 27, 2021

Positive cases in students: 2

Positive cases in staff: 1

Students quarantined by the Health Department due to close contact outside of our schools: 8

Students quarantined by the Health Department due to close contact in our district: 8



# COVID-19 Dashboard

## UPPER ARLINGTON SCHOOLS

*This dashboard will be updated weekly on Fridays.*

Last updated September 10, 2021

**17** ACTIVE CONFIRMED COVID-19 CASES  
Students and staff

*Preliminary data as of September 10, 2021*

**105** TOTAL CONFIRMED COVID-19 CASES  
Students and staff

*Preliminary data, August 1, 2021-September 10, 2021*

**38** ACTIVE "REGULAR" QUARANTINES \*  
Students and staff

*Preliminary data, as of September 10, 2021*

*\* Known quarantines due to exposures in and out of school*

**Approximate number of students: 6,250**

**Approximate number of staff: 1,040**

*(full time and part time, including staff members employed through the ESC)*